

**Static balancing valves, 2-way, with internal thread PN16**

- For closed cold and hot water systems
- For modulating water-side control of air handling units and heating systems


**Type overview**

Type	K <sub>vs</sub>	DN		ΔP <sub>s</sub>
	[m <sup>3</sup> /h]	[mm]	[in.]	[kPa]
<b>EXT-TI-SBV2015</b>	2.6	15	1/2"	1600
<b>EXT-TI-SBV2020</b>	6.0	20	3/4"	1600
<b>EXT-TI-SBV2025</b>	8.8	25	1"	1600
<b>EXT-TI-SBV2032</b>	14.5	32	1-1/4"	1600
<b>EXT-TI-SBV2040</b>	19.5	40	1-1/2"	1600
<b>EXT-TI-SBV2050</b>	33	50	2"	1600

**Technical data**

<b>Functional data</b>	Flow media	Cold and hot water, Refrigerant (R12, R22, R134a, R202), water with max. 50% volume of glycol, Hydrazine, Phosphate
	Temperature of medium	-25°C ... +150°C
	Rated pressure P <sub>s</sub>	1600kPa (PN16), PN25 (optional)
	Flow characteristic	Control path A – AB: Linear
	Leakage rate	Max. 0.02% of kvs value (DIN EN 1349 and DIN EN 60534-4)
	Pipe connection	Thread to ISO 7/1 (PN16)
	Valve closing point	Up (▲)
	Installation position	Upright to horizontal (in relation to the stem)
	Maintenance	Maintenance-free
	<b>Materials</b>	Body
Valve cone		Brass HPB59-1
Valve stem		Brass HPB59-1
Valve seat		Brass HPB59-1
Stem gland seal		Teflon
Handwheel		Die-casting aluminum
<b>Dimensions / Weights</b>	Dimensions and weights	See «Dimensions and weights»

**Safety notes**

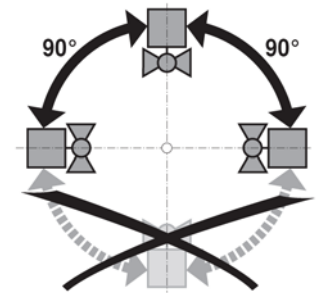


- This static balancing valve has been designed for use in stationary heating, ventilation and air-conditioning systems and is not allowed to be used outside the specified field of application, especially in aircraft or in any other airborne means of transport.
- It may only be installed by suitably trained personnel. All applicable legal or institutional installation regulations must be complied with.
- The valve does not contain any parts that can be replaced or repaired by the user.
- The valve is not allowed to be disposed of as household refuse. All locally valid regulations and requirements must be observed.
- The recognised rules should be applied when determining the flow characteristic of final controlling elements.

**Installation notes**

**Recommended mounting positions**

The static balancing valve may be mounted either **vertically** or **horizontally**. It is not permissible to mount the static balancing valve with the stem pointing downwards.



**Water quality requirements**

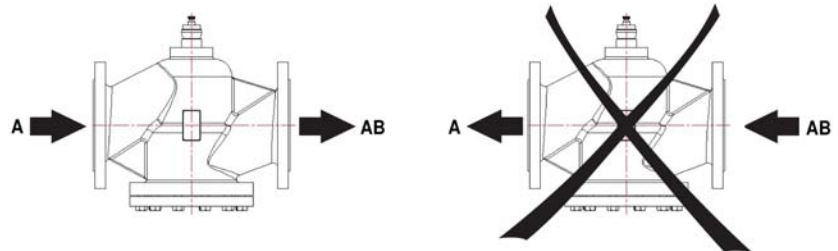
- The water quality requirements specified in VDI 2035 must be adhered to.
- The static balancing valve are relatively sensitive control devices. In order to ensure a long service life, it is advisable to fit **strainers**.

**Maintenance**

- The static balancing valve are maintenance-free.
- Any pumps in the part of the piping system concerned must also be switched off and the appropriate isolating fittings closed (allow everything to cool down first if necessary and reduce the pressure in the system to atmospheric).
- The system must not be returned to service until the static balancing valve have been properly reassembled in accordance with the instructions and the pipework has been refilled in the proper manner.

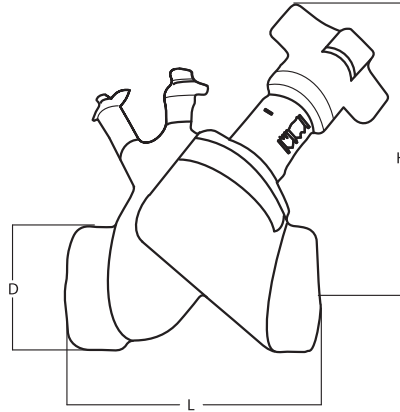
**Direction of flow**

- The direction of flow, specified by an arrow on the housing, is to be complied with, since otherwise the globe valve can be damaged.



## Dimensions and weights

### Dimensional drawings



DN	PN16		L mm	H mm
	Bolt aperture	D mm		
15	—	15	90	97
20	—	20	96	97
25	—	25	105	97
32	—	32	120	103
40	—	40	132	107
50	—	50	155	107