

## Collet changes in seconds

UltraLine – Compelling shopfloor performance.



No setup fixtures




No downtime due to searching for tools



No downtime due to leaving the workstation



No lost time: collet change < 5 seconds

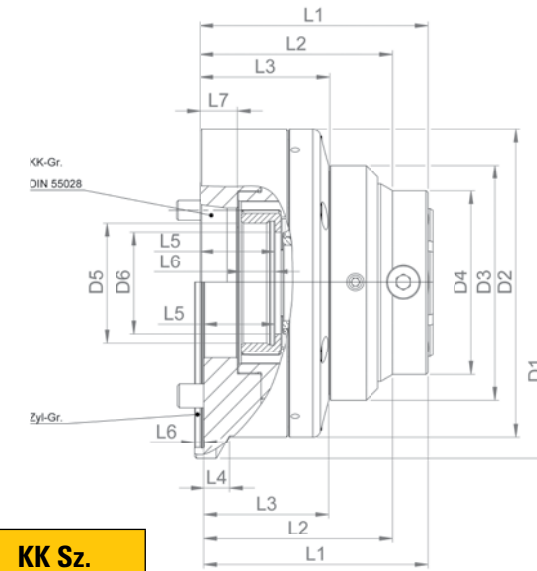


High-speed handling: collet changes in less than 5 seconds.  
Shown collet chuck: UltraME

## Ortlieb UltraLine collet chucks

Technical specifications.

**Collet changes in less than 5 seconds**  
**Runout tolerance 0.004 to 0.020 mm**



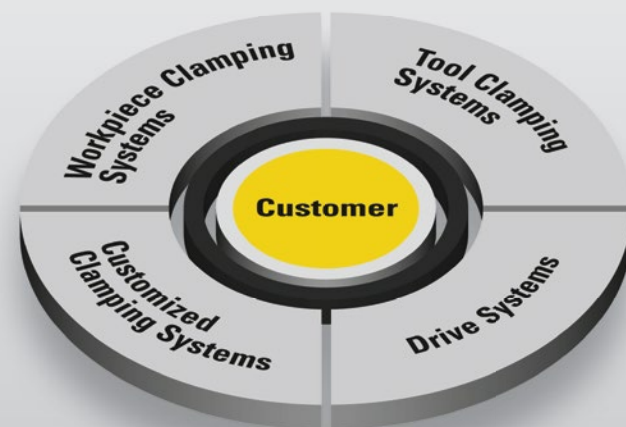
UltraPE	UltraME	UltraSE	Size	KK Sz.
PE52/5A	ME52/5A	SE52/5A	52	A2-5
PE52/6A	ME52/6A	SE52/5A	52	A2-6
PE52/140	ME52/140	SE52/5A	52	140
PE52/170	ME52/170	SE52/170	52	170

Size table

KK Sz. Zyl. Sz.	D1 [mm]	D2 [mm]	D3 [mm]	D4 [mm]	D5 [mm]	D6 [mm]	L1 [mm]	L2 [mm]	L3 [mm]	L4 [mm]	L5 [mm]	L6 [mm]	L7 [mm]
A2-5	–	157	117	94	M66 x 1,5	56	116	97	65	–	38	17	19
A2-6	–	157	117	94	M66 x 1,5	56	114	95	65	–	36	17	17,5
140	–	157	117	94	M66 x 1,5	56	116	97	65	–	38	17	5
170	180	157	117	94	M66 x 1,5	56	114	96	65	13	36	17	5

Other sizes pending

## The Ortlieb product range



**Ortlieb Präzisionssysteme GmbH & Co. KG**  
 Dettinger Str. 129 · 73230 Kirchheim/Teck  
 Tel. +49 (0)7021 - 9469 - 0  
 Fax +49 (0)7021 - 9469 - 51  
 info@ortlieb.net · www.ortlieb.net

# UltraLine

The ultimate collet chuck line –  
Collet changes in seconds

## POLE POSITION



## UltraLine – Efficiency at its Maximum

Downtime is work time.

High cost pressure and the quality of clamping technology are the keys to selecting clamping devices. Labor charges, which are incurred as downtime when changing collets, directly influence manufacturing costs.

Especially for small lot sizes, setup times are therefore frequently a factor that negatively influences the profitability of production.


Specifically to address these requirements, Ortlieb now offers the new **UltraLine** precision collet chuck class with its ingenious quick connect. It ensures tool-less setup times in less than 5 seconds, supporting profitable production even for smallest lot sizes.

In addition, the Ortlieb **UltraLine** is based on the proven Ortlieb collet chuck technology, which also contributes toward minimizing setup and downtimes.

Collet changes in seconds. The ingenious rotating lock is the key.

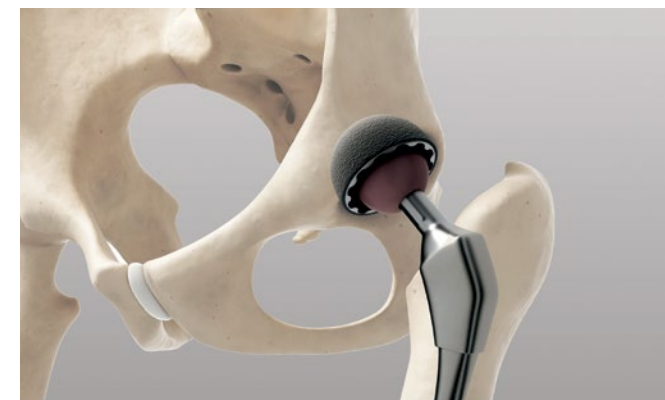
- 1 Rotate quick connect 30° to the left
- + 2 Change collet
- + 3 Rotate quick connect 30° to the right

≡ MAXIMUM EFFICIENCY



## Speed meets precision

For a wide range of industries, for any lot size.



Thanks to its compact design with reduced interference contour, the **UltraLine** meets the needs of tight machine interiors. The low runout tolerance and collet change times of less than 5 seconds make **UltraLine** collet chucks an ideal tool for producing small lots, prototypes and tooling for the automobile industry, medical engineering, plastics industry, and aerospace engineering.

## Clamping technology from Ortlieb

Tailored collet chucks for any need.

The **UltraLine**, **Spannax**, and **Quadro** product families from Ortlieb provide you with superior collet chucks for any requirement in terms of precision, application, and budget.

Ranging from ultra high-precision collet chucks with a guaranteed runout tolerance of < 4 µm to the broad product range of standard collet chucks with an outstanding price/performance ratio.

### Ortlieb collet chucks at a glance

#### UltraLine



	UltraPE	UltraME	UltraSE	Spannax	Quadro
Configuration	Through-hole collet chucks / Backstop collet chucks	Through-hole collet chucks / Backstop collet chucks	Through-hole collet chucks / Backstop collet chucks	Through-hole collet chucks / Backstop collet chucks / Fixed position collet chucks	Through-hole collet chucks / Backstop collet chucks
Runout tolerance	< 0.004 mm	0.004 - 0.010 mm	0.010 - 0.020 mm	0.010 - 0.020 mm	0.010 - 0.020 mm
Tool-less setups	yes	yes	yes	no	no
Collet changes	< 5 seconds	< 5 seconds	< 5 seconds	> 60 seconds	> 60 seconds
Application actuation	Tension	Tension	Tension	Tension / Compression	Compression
Compression	Main spindle / Back spindle	Main spindle / Back spindle	Main spindle / Back spindle	Main spindle / Back spindle	Main spindle
Sizes Ø mm	52	52	52	32/42/52/65/80/100/130	>26/>30/>40/>60/>80