


# BDG

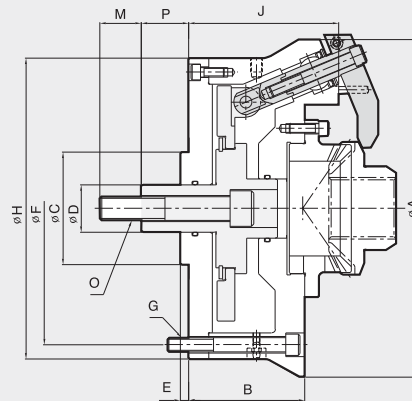
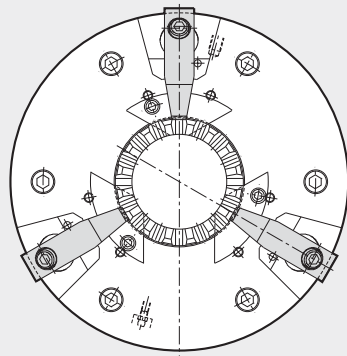
## Bevel-Gear Chuck

- Finger chuck for high accuracy clamping of bevel gears
- Floating action ensures equal clamping force on all 3 fingers
- Available with hydraulic and pneumatic actuation



**SPECIAL CHUCK**

Special Chuck



### Dimensions

	$\Phi A$	B	$\Phi C(h7)$	$\Phi D$	E	$\Phi F$	G	$\Phi H$	J	M	O	Pmax.	Pmin.
BDG-07	215	98	80	30	7	160	M12	185	126.5	27	M16	45	30
BDG-10	285	98	95	40	7	230	M12	254	126.5	35	M20	45	30

### Specifications

Type	Max. Drawbar Pull	Plunger Stroke	Clamping Range	Max. Speed	Weight
	[kgf]	[mm]	[mm]	[r.p.m.]	[kg]
BDG-07	1500	15	22.2 - 147.5	2000	30
BDG-10	1500	15	88.9 - 203.2	1500	45