

SOP – How to activate NXU software license

Issue Date : 2013, Mar-31th.

NXU8000 software version : v7.9.0.0029d or above

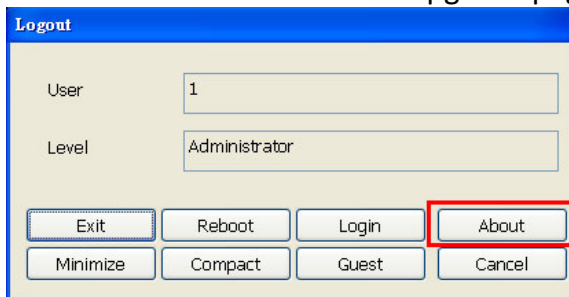
Activation Tool version : v1.0.0.1

I. To generate computerinfo.bin file.

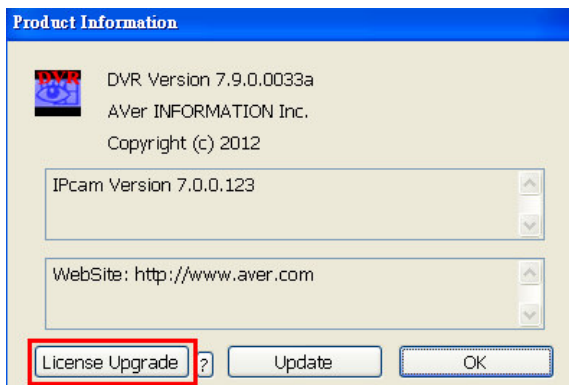
1. Click  to execute setup page.



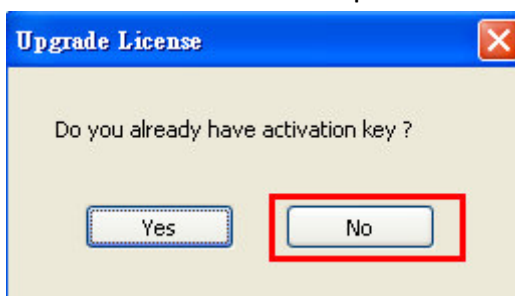
2. Click “**About**” to enter license upgrade page.



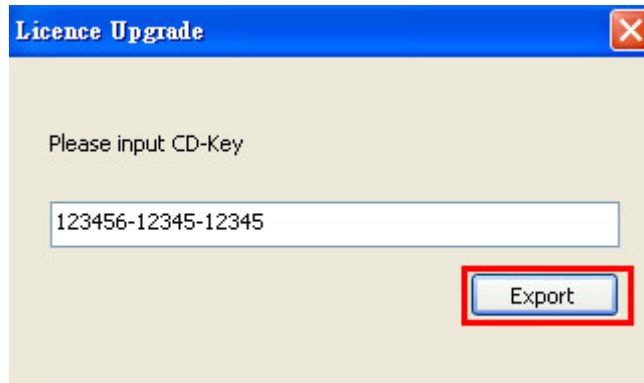
3. Click “**License Upgrade**” to execute next step.



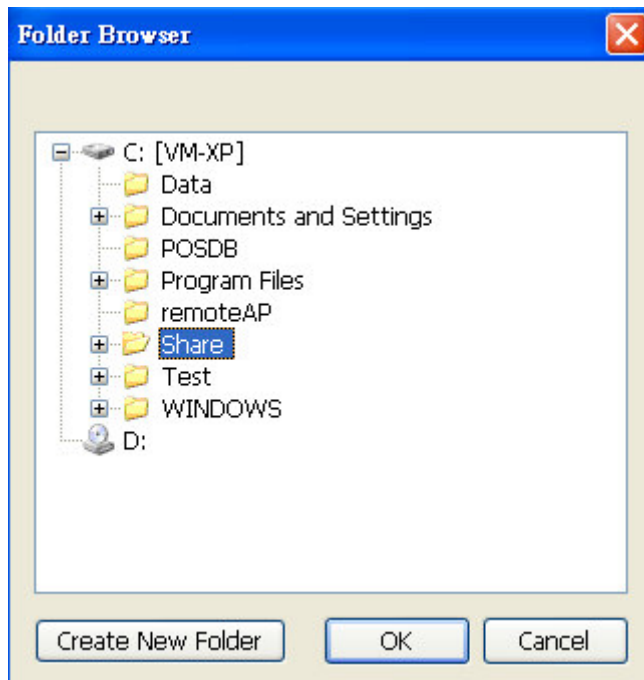
4. Click “**No**” to execute next step.



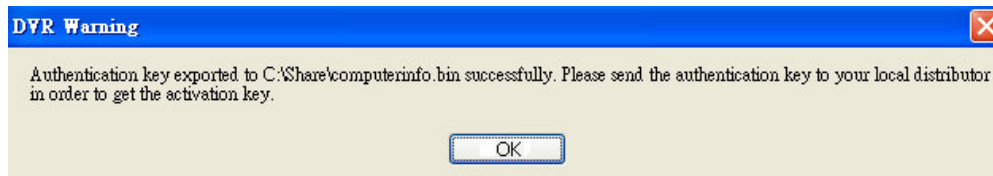
5. Enter CD-Key and Click “**Export**” to execute next step.



6. Select target folder and click “**OK**” to save computerinfo.bin file.



7. This message shows the computerinfo.bin file has been saved to target folder successfully.



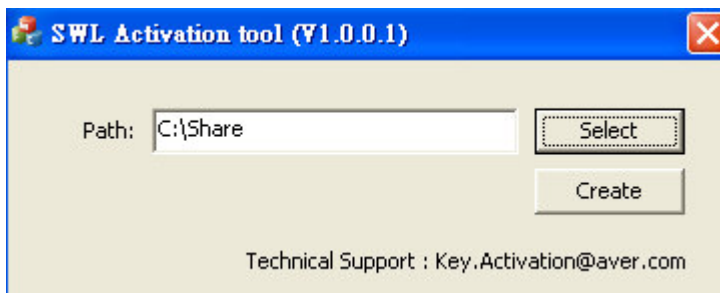
II. To Generate License.bin file by Activation tool.

1. Execute “SWLOnlineTool.exe” to launch this tool.

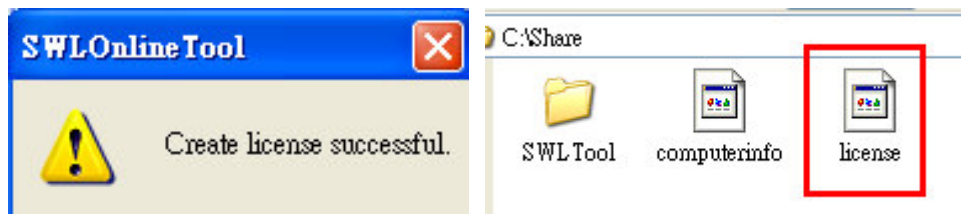


- 2.1. Copy “computerinfo.bin” file to target folder.
- 2.2. Click “**Select**” to select target folder and click “**Create**” to execute it.

Reminder : Before clicking “create” to generate license, please make sure your computer has been connected to Internet and make sure the connection will not be blocked by proxy or firewall.



- 3.1. After few seconds, you will get this message to notice you that the license has been created successfully, and you can get the file in target folder.
- 3.2. If you can not see this message or jump out any error message, please redo 2.2 step again. If still encounter problem, please contact your distributor or email to Technical Support (Key.Activation@aver.com) to get the assistant.

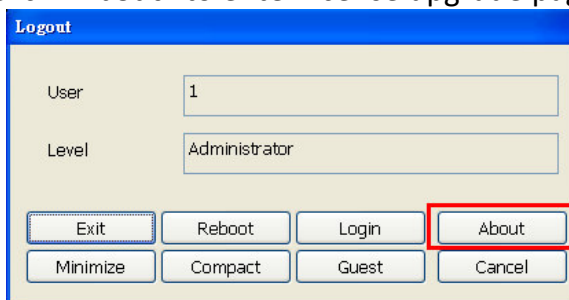


III. To activate License in NXU software.

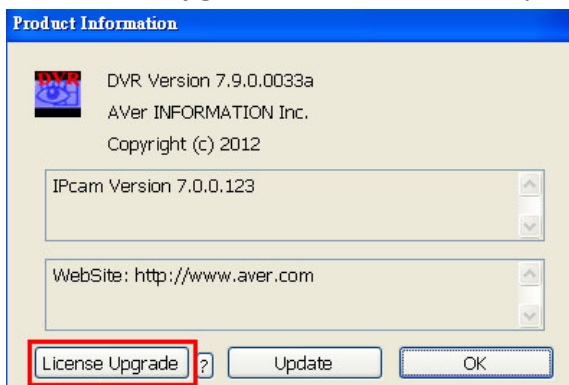
1. Click  to execute setup page.



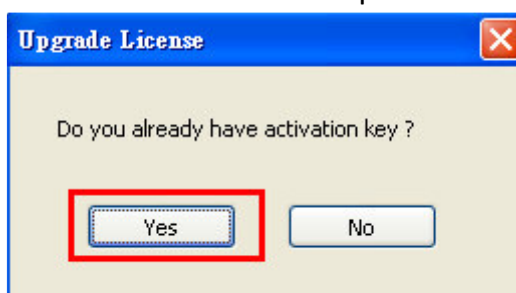
2. Click **“About”** to enter license upgrade page.



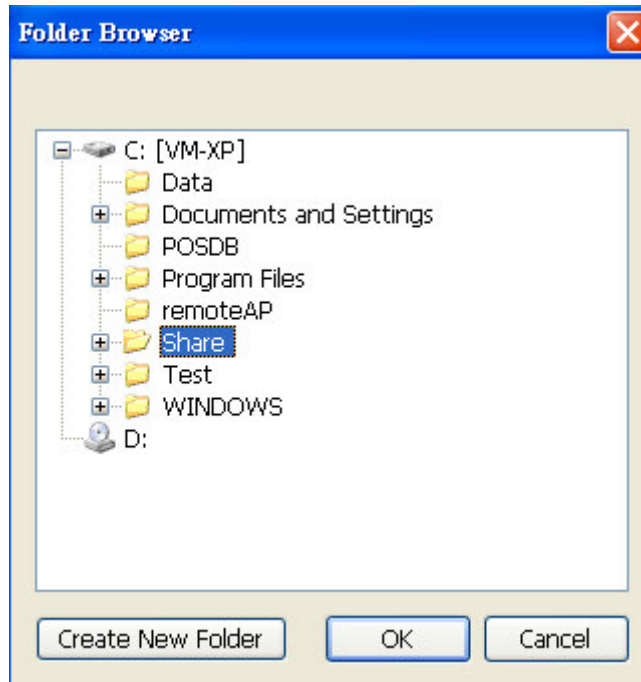
3. Click **“License Upgrade”** to execute next step.



4. Click **“Yes”** to execute next step.



5. Copy "**License.bin**" file to target folder and select it, and then click "**OK**" to activate license.



6. Click "**Yes**" to restart NXU software and finish this activation process.

