




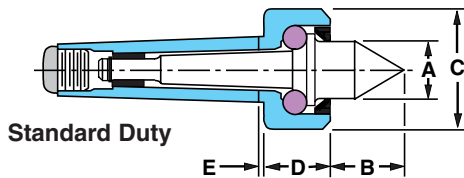
# Super Accurate Live Centers

## Standard Point

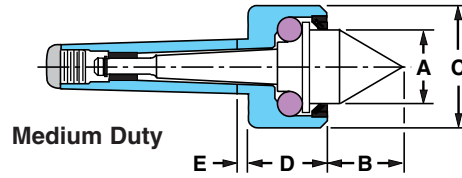
- Accuracy guaranteed to  $\pm .00004$
- Ideal for precision grinding
- Compact design
- Extended points available
- Five pounds of thrust to seat bearings
- Riten full service and repair



The ultimate live center for precision grinding is provided by Riten's unique design. Medium-duty live centers are required where the weight of the workpiece is several hundred pounds. These centers are built with larger bearings to provide the support and strength required to handle heavier workpieces.



Standard Duty



Medium Duty

MORSE TAPER								W. P.
Model	MT	A	B	C	D	E	RPM	Weight
12102	2	3/4	13/16	11/4	3/4	3/32	1000	400
12103	3	7/8	11/16	111/16	15/16	3/16	1000	1000
12104	4	1	1	21/8	13/16	1/4	1000	1800
12105	5	1 1/2	1 1/2	213/16	113/32	1/4	1000	3800
12106	6	2 1/8	2 1/8	43/16	2 1/2	5/16	1000	6000
Model	JT	JARNO TAPER						W. P.
12206	6	3/4	13/16	11/4	3/4	3/32	1000	300
12207	7	7/8	1	111/16	15/16	3/16	1000	800
12209	9	7/8	1	111/16	15/16	3/16	1000	1000
12210	10	1	1	21/8	13/16	3/16	1000	1800
12212	12	1	1	21/8	13/16	1/4	1000	1800
12214	14	1 1/2	1 1/2	213/16	113/32	1/4	1000	3800
12216	16	1 1/2	1 1/2	213/16	113/32	3/16	1000	3800
12220	20	2 1/8	2 1/8	43/16	2 1/2	5/16	1000	6000
Model	BS	BROWN & SHARPE TAPER						W. P.
12407	7	3/4	13/16	11/4	3/4	3/32	1000	400
12409	9	7/8	1	111/16	15/16	3/16	1000	1000
12410	10	1	1	21/8	13/16	9/16	1000	1800
12411	11	1	1	21/8	13/16	1/4	1000	1800
12412	12	1 1/2	1 1/2	213/16	113/32	5/16	1000	3800
12413	13	1 1/2	1 1/2	213/16	113/32	1/4	1000	3800

MORSE TAPER								W. P.
Model	MT	A	B	C	D	E	RPM	Weight
34102	2	7/8	1	111/16	11/16	3/32	1000	500
34103	3	1	1	21/8	13/8	3/16	1000	1200
34104	4	1 1/2	15/8	213/16	121/32	3/16	1000	2200
Model	JT	JARNO TAPER						W. P.
34206	6	7/8	1	111/16	11/16	3/32	1000	400
34207	7	1	1	21/8	13/8	3/16	1000	900
34209	9	1	1	21/8	13/8	3/16	1000	1300
34210	10	1 1/2	1 1/2	213/16	121/32	5/16	1000	2200
34211	11	1 1/2	1 1/2	213/16	121/32	3/16	1000	2200
34212	12	1 1/2	1 1/2	213/16	121/32	1/4	1000	2200
34214	14	2 1/8	2 1/8	43/16	2 1/2	1/2	1000	4400
34216	16	2 1/8	2 1/8	43/16	2 1/2	5/16	1000	4400
Model	BS	BROWN & SHARPE TAPER						W. P.
34407	7	7/8	1	111/16	11/16	3/32	1000	500
34409	9	1	1	21/8	13/8	3/16	1000	1300
34410	10	1 1/2	1 1/2	213/16	121/32	3/16	1000	2200
34411	11	1 1/2	1 1/2	213/16	121/32	1/4	1000	2200
34412	12	2 1/8	2 1/8	43/16	2 1/2	5/16	1000	4400
34413	13	2 1/8	2 1/8	43/16	2 1/2	5/16	1000	4400

Both Standard and Medium Duty Centers are also available in stock in Straight Shank designs. See Website or call Riten for specifications.