


Self-Adjusting Live Centers

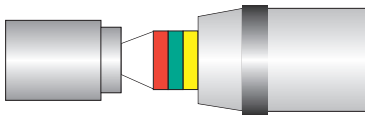
Standard and Tracer Point

- Accuracy guaranteed to $\pm .0001$.
- Bellville washers for automatic compensation for thermal expansion
- Selectable axial clamping pressure range: light, medium or heavy.
- Four-point support for high axial and radial loads.
- Double labyrinth seal protects bearings from coolants and contaminants.
- Imported from Switzerland. Serviced and repaired in the U.S. by Riten.
- Replaces Sandvik, Madison and SFJ live centers

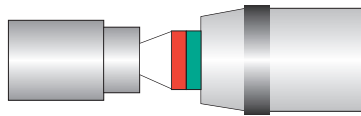


Pressure Indicator

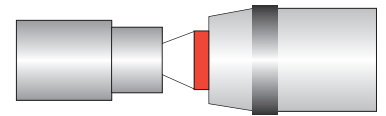
Color coded rings visually indicate one of three ranges of axial clamping pressure: light, medium or heavy. Push the point back into the housing to select the corresponding color band, as follows:



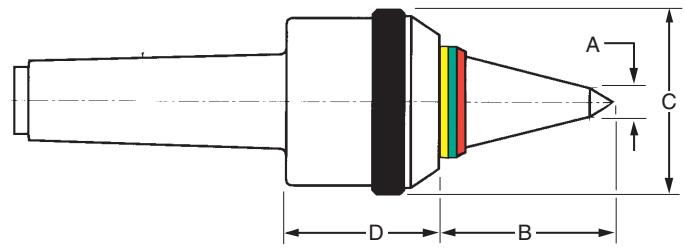
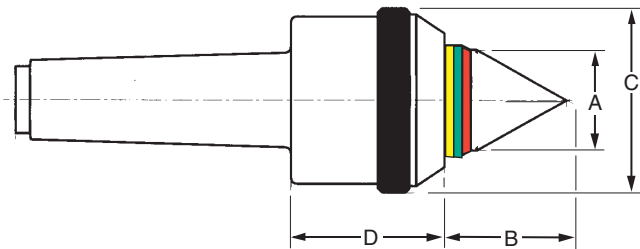
Low pressure for light workpieces and/or low stock removal



Medium pressure for medium workpieces and/or medium stock removal



High pressure for heavy workpieces and/or heavy stock removal



STANDARD POINT - MORSE TAPER

Model	Taper	A	B	C	D	Max. Axial Load	Max RPM	W. P. Weight
17503	3	31/32	17/32	21/4	129/32	1150	4000	1600
17504	4	13/8	121/32	23/4	213/32	2150	3000	2600
17505	5	131/32	29/32	325/32	33/16	3000	2000	4300
17506	6	23/4	31/8	51/32	43/32	5600	1000	7600

TRACER POINT - MORSE TAPER

Model	Taper	A	B	C	D	Max. Axial Load	Max RPM	W. P. Weight
17513	3	15/32	121/32	21/4	129/32	1150	4000	1300
17514	4	9/16	23/8	23/4	213/32	2150	3000	2100
17515	5	19/32	315/32	325/32	33/16	3000	2000	3100
17516	6	7/8	415/16	51/32	43/32	5600	1000	5300