



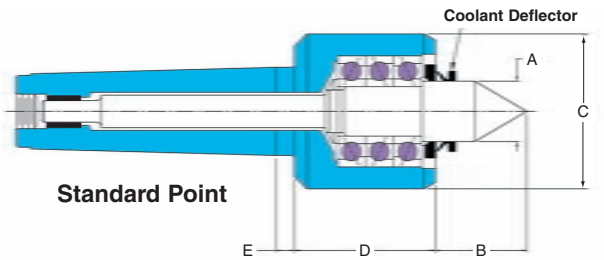
CNC High RPM Sprint Live Centers

Standard, Tracer and Long Point

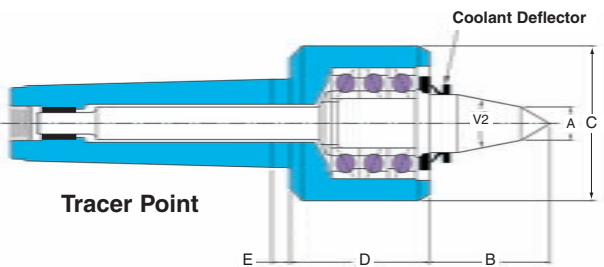
- Accuracy guaranteed to $\pm .00004$
- The largest, toughest bearing set available in centers of this size
- Coolant deflectors for additional protection from contamination
- Points through-hardened to 61-63 Rc
- Body heat-treated for additional strength
- Riten full service and repair



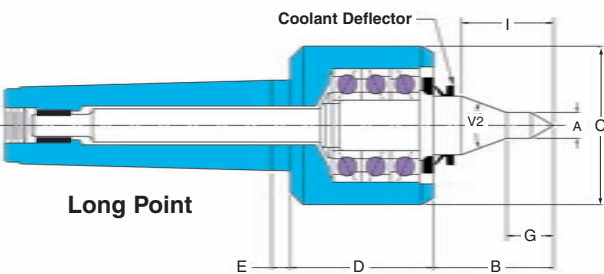
**Redesigned for 21st century machining.
Engineered to allow deeper cuts, better surface finish,
and extended service life!**



STANDARD POINT – MORSE TAPER								
Model	MT	A	B	C	D	E	Max. RPM	W. P. Weight
14604	4	13/8	113/16	31/16	225/32	3/8	5000	2200
14605	5	19/16	23/8	31/16	225/32	3/8	5000	5000



TRACER POINT – MORSE TAPER									
Model	MT	A	B	C	D	E	V2	Max. RPM	W. P. Weight
14904	4	9/16	21/4	31/16	225/32	3/8	40°	5000	1700
14905	5	9/16	21/4	31/16	225/32	3/8	40°	5000	1700



LONG POINT – MORSE TAPER											
Model	MT	A	B	C	D	E	G	V2	I	Max. RPM	W. P. Weight
14104	4	1/2	25/8	31/16	225/32	3/8	3/4	40°	131/32	5000	1100
14105	5	1/2	25/8	31/16	225/32	3/8	3/4	40°	131/32	5000	1100