
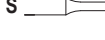





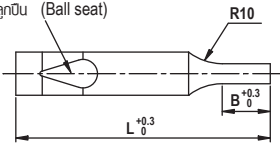

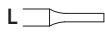
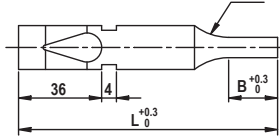
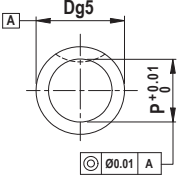
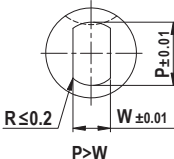
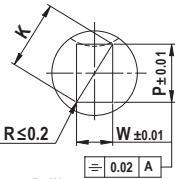
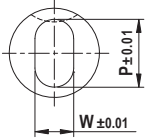
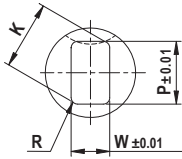
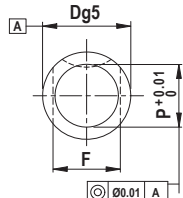
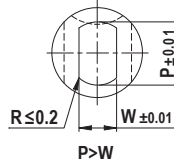
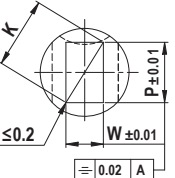
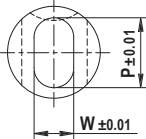
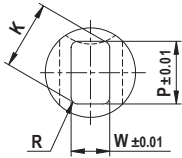






พินซ์บอลล็อก สำหรับงานหนัก (BALL LOCK PUNCHES - HEAVY LOAD)

ชนิด (Type)	STEEL GRADE M HARDNESS H	Catalog No.			รูปร่างของปลายพินซ์เลือกจากรูป A E ตามภาพด้านล่าง (Tip shape can selected from A E in figure below)
		Type	B Point length	Shape	
-Economy type- รุ่นประหยัด 	SKH51 61-64HRC	PH	S 	    	
-With groove for spanner- รุ่นมีร่อง (สำหรับประแจขัน) 		PHG	L 		

Shape A	Shape B	Shape C	Shape D	Shape E
				
<p>- Economy type - (รุ่นประหยัด)</p>		$P \geq W$ $R=0$: Also available $K = \sqrt{P^2 + W^2}$	$P > W$	$P \geq W$ $0.20 \leq R < W/2$ $K = \sqrt{(P-2R)^2 + (W-2R)^2} + 2R$

Shape A	Shape B	Shape C	Shape D	Shape E
				
<p>- With groove - (รุ่นมีร่อง)</p>		$P \geq W$ $R=0$: Also available $K = \sqrt{P^2 + W^2}$	$P > W$	$P \geq W$ $0.20 \leq R < W/2$ $K = \sqrt{(P-2R)^2 + (W-2R)^2} + 2R$

Catalog No.		L	0.01 mm.				B	F
Type	ØD		A	B C D E	E			
			min. P max.	P-Kmax.	P-Wmin.	R		
ระยะคมตัดสั้น  PHSA PHGSA PHSB PHGSB PHSC PHGSC PHSD PHGSD PHSE PHGSE	10	71 80 90 100	3.00-9.97	9.90	2.50	0.20 ≤ R < W/2 (E only)	8	
	13		6.00-12.97	12.90	3.00		13	
	16		10.00-15.97	15.90	4.00		19	13
	20		13.00-19.97	19.90	5.00			17
	25		18.00-24.97	24.90	6.00			22
	32		22.00-31.97	31.90	7.00		29	
	ระยะคมตัดยาว  PHLA PHGLA PHLB PHGLB PHLC PHGLC PHLD PHGLD PHLE PHGLE		10	80 90 100	3.00-9.97		9.90	2.50
13		6.00-12.97	12.90		3.00	19	10	
16		10.00-15.97	15.90		4.00		13	
20		13.00-19.97	19.90		5.00		17	
25		18.00-24.97	24.90		6.00	22		
32		22.00-31.97	31.90		7.00	29		


Order
Catalog No. PHSE
ØD - 20
L - 80
P - P16.20
W - W11.20
R(E only) R1.50