

400AF MCCB

ABN400c, ABS400c, ABH400c, ABL400c



ABS403c



ABL404c

Ratings

Frame size		400AF												
Type and Pole		N-Type			S-Type			H-Type			L-Type			
	2-pole	ABN402c			ABS402c			ABH402c			ABL402c			
	3-pole	ABN403c			ABS403c			ABH403c			ABL403c			
	4-pole	ABN404c			ABS404c			ABH404c			ABL404c			
Rated current, I _n		250-300-350-400A												
Rated operational voltage, U _e		AC: 690V												
		DC: 500V												
Rated insulation voltage, U _i		AC: 750V												
Rated impulse withstand voltage, U _{imp}		8kV												
Rated short-circuit breaking capacity, I_{cu}		N-Type			S-Type			H-Type			L-Type			
AC	690V	5kA			8kA			10kA			14kA			
	480/500V	18kA			35kA			50kA			65kA			
IEC 60947-2 (I _{cu})	415/460V	37kA			50kA			65kA			85kA			
	380V	42kA			65kA			70kA			100kA			
DC	500V(3P)	10kA			20kA			40kA			40kA			
	250V(3P)	10kA			20kA			40kA			40kA			
I _{cs} =100%I _{cu}	125V	100%			100%			100%			75%			
Protective function		Overload, Short-circuit												
Type of trip unit		Thermal-Magnetic												
Magnetic trip range		8~12I _n												
Endurance	Mechanical	4000 operations												
	Electrical	1000 operations												
Connection	Standard	Front connection												
	Optional	Rear connection												
		Plug-in												
Mounting		Standard			Screw fixing									
Dimensions (mm)		Pole	2p	3p	4p	2p	3p	4p	2p	3p	4p	2p	3p	4p
		a	140	140	180	140	140	180	140	140	180	140	140	180
		b	257			257			257			257		
		c1 <i>Note)</i>	109			109			109			109		
		c2 <i>Note)</i>	113			113			113			113		
		d	145			145			145			145		
		Weight, kg	Standard	5.2	6.2	7.8	5.2	6.2	7.8	5.2	6.2	7.8	5.2	6.2
Certification		Pole	2p	3p	4p	2p	3p	4p	2p	3p	4p	2p	3p	4p
CE marking		CE	○			○			○			○		

Note) Depth by door cut size : c1 for large cut, c2 for small cut

For more information

- Drawings ▶ 79 page
- Trip curves ▶ 75 page
- Accessories ▶ 61 page
- Connection and mounting ▶ 90 page

Ordering types

Breaker types

ABN type (37kA/460V)			
Rated current, In	2-pole	3-pole	4-pole
250 A	ABN402c/250	ABN403c/250	ABN404c/250
300 A	ABN402c/300	ABN403c/300	ABN404c/300
350 A	ABN402c/350	ABN403c/350	ABN404c/350
400 A	ABN402c/400	ABN403c/400	ABN404c/400

ABS type (50kA/460V)			
Rated current, In	2-pole	3-pole	4-pole
250 A	ABS402c/250	ABS403c/250	ABS404c/250
300 A	ABS402c/300	ABS403c/300	ABS404c/300
350 A	ABS402c/350	ABS403c/350	ABS404c/350
400 A	ABS402c/400	ABS403c/400	ABS404c/400

ABH type(65kA/460V)			
Rated current, In	2-pole	3-pole	4-pole
250 A	ABH402c/250	ABH403c/250	ABH404c/250
300 A	ABH402c/300	ABH403c/300	ABH404c/300
350 A	ABH402c/350	ABH403c/350	ABH404c/350
400 A	ABH402c/400	ABH403c/400	ABH404c/400

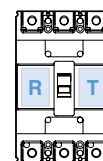
ABL type(85kA/460V)			
Rated current, In	2-pole	3-pole	4-pole
250 A	ABL402c/250	ABL403c/250	ABL404c/250
300 A	ABL402c/300	ABL403c/300	ABL404c/300
350 A	ABL402c/350	ABL403c/350	ABL404c/350
400 A	ABL402c/400	ABL403c/400	ABL404c/400

Accessories



Electrical auxiliaries

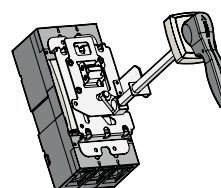
AX	Auxiliary Switch
AL	Alarm Switch
SHT	Shunt Trip
UVT	Undervoltage trip



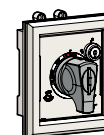
Maximum possibilities

T-position	Option of 2AX, 2AL and SHT or UVT
R-position	Option of 2AX, 2AL and SHT or UVT

(Note) For more detail see 61 page



E-70U



N-70

External accessories

IBL400	Insulation barrier
T1-43A	Terminal cover (Long) - 2, 3pole
T1-44A	Terminal cover (Long) - 4pole
N-70	Rotary handle (Direct)
E-70U	Rotary handle (Extended)
MI-43	Mechanical interlock - 2, 3pole
MI-44	Mechanical interlock - 4pole
X-402	Rear terminal - 2pole
X-403	Rear terminal - 3pole
X-404	Rear terminal - 4pole
PB-I3-FR	Plug-in kit

(Note) For more detail see 65 page