



LED TUBE WALL OUTDOOR 8.4W


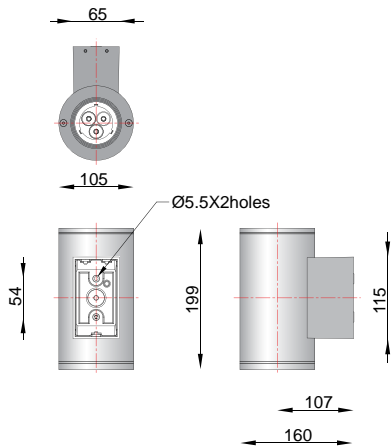
Specification

- Fixture is manufactured in compliance with international standard of general requirements IEC 60598-1, fixed general purpose luminaires IEC 60598-2-1 and recessed luminaires IEC 60598-2-2. Electrical protection class1. Protection against dust and water IP65. Protection against mechanical impact IK10 on body and IK07 on optical part.
- Luminaire body housing made of high-pressure die cast aluminium alloy and extruded aluminium S6063 alloy with low copper content. Corrosion resistance and suitable for outdoor use.
- Chromatized surface treatment, resistant to corrosive environment. Luminaire coated with UV stabilized polyester powder and baked in digital temperature controlled chamber at 200°C.
- Impact resistant safety tempered glass cover. Able to withstand the temperature up to 250°C. Maxi TUBE assembled with step-glass at the front cover, no accumulation of dust and water.
- Molded silicone gasket. Temperature and weather resistant. Working temperature -40°C to +200°C.
- External screws in 316 stainless steel with silicone grease dipping.
- Cable entry protected by weather proof PG11 synthesized rubber grommet. Prepare for H05RN-F / H07RN-F cable diameter 7 – 10mm.
- LED chips from CREE – USA. Each welded on PCB board and integrated with finned dissipater black extruded anodized aluminium. Complete module manufactured from Italy. Working temperature -40°C to +50°C. Recommended to be used in the ambient temperature at -30° C to +30° C
- Molded lens with various light distribution patterns.
- Safety extra low voltage 700mA constant current LED driver. Conform to safety standard EN61347-2-13, electromagnetic compatibility EN55015 and harmonics IEC61000-3-2.
- Terminal block in PA6.6 nickle plated brass insert 600V/24A – VDE approved. Working temperature -40°C to +130°C. For cable with cross section up to 2.5mm². Wiring provided with earth connection.
- Maxi TUBE wall light version assembled with quick connector from ADELS – Germany / VDE approved.



Mini TUBE Wall Up/Down LED with 2x3LED NARROW BEAM LED

DIMENSION



Top glass flush to the cover
No accumulation of dust and water.



Wall light version comes with quick connector



PCB with integrated heat sink.



Heat transfers to external body.



High power LED from Cree.

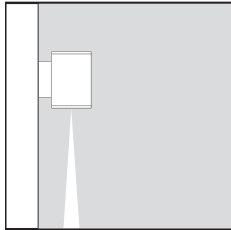
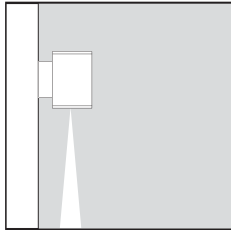
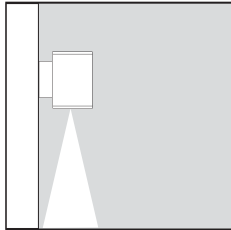


Power supply conforms to standard.

SPECIFICATION

Available Color

- Black -RAL9005(replace last 2 digits of product code with 01)
- Graphite -RAL7016(replace last 2 digits of product code with 02)
- Dark Grey -RAL7037(replace last 2 digits of product code with 03)
- Aluminium Silver -RAL9006(replace last 2 digits of product code with 04)
- White -RAL9010(replace last 2 digits of product code with 05)

Product Code:	30TWO00804AW007W	30TWO00804AW013W	30TWO00804AW030W
LED Chip	3LED	3LED	3LED
Power Consumption	8.4W	8.4W	8.4W
Electrical Driver	700mA	700mA	700mA
Flux	450lm	450lm	450lm
Color Temperature	3,000K	3,000K	3,000K
Beam Angle	7°	13°	30°
Field Angle			
Light Distribution	