

SAVE ENERGY SAVE EARTH



LED TUBE T8

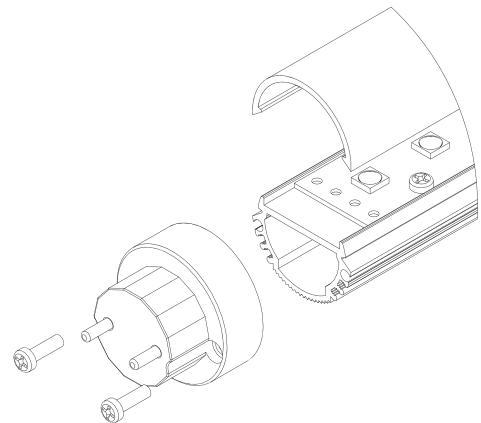
TUBE with an industry standard G13 base, it can be a great substitution for traditional fluorescent lamp and save energy per year. Long duration and stable lighting can easily fit your requirements. It is an ideal solution.

DRIVER FEATURE

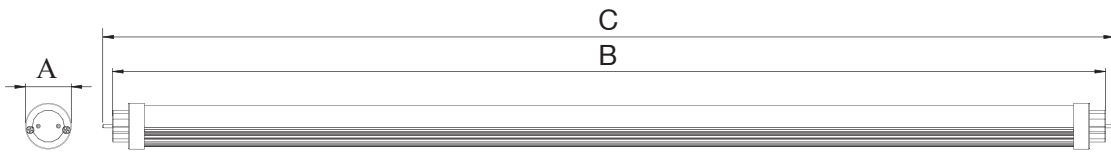
- High Efficiency
- High Power Factor 0.99
- Low THDi < 10%
- Long life, more than 40,000 hrs, Designed to match with LED Tube Life Time
- Low Profile, Light Weight.
- Comply with TIS 1955-2542 EMC Standard.

TUBE FEATURE

- Highest Luminous Efficiency LED, 120 lm/W
- Low Heat Generated
- High Reliability LED Chip form Nichia Chemical Japan (Number 1 LED Manufacturer of Asia Pacific)
- Long life, more than 40,000 hrs.
- No UV Irradiated



DIMENSION



Products	A	B	C	Unit
LED TUBE 10W CLEAR	26.5	588	602.5	mm.
LED TUBE 10W MILKY	26.5	588	602.5	mm.
LED TUBE 20W CLEAR	26.5	1,198	1,212	mm.
LED TUBE 20W MILKY	26.5	1,198	1,212	mm.

Tolerance : 1.5 mm.

SPECIFICATION

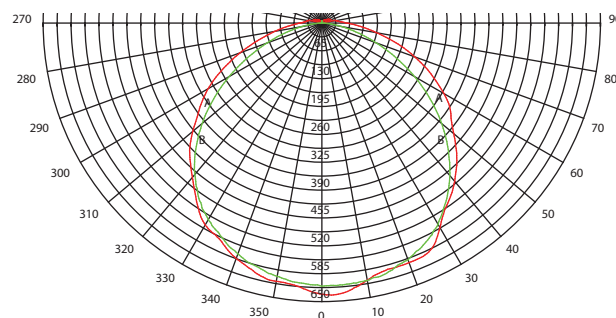
Parameter	Specification	Unit
Power Consumption	10 / 20	W
Field Angles	120°	Degree
Color Temperature	6,000~7,000	K
CRI	70 / 80	--
Life Time	40,000	hrs.
Base	G13	--



ILLUMINANCE AND FIELD ANGLE

Product Code.	Cover	Power Consumption	Field Angle.	Flux(lm)[Typ.]	Color	CCT
30FL020010GC120N	Clear	10 W	120°	950	Cool White	6,000~7,000K
30FL220010GC120N	Milky	10 W	120°	950	Cool White	6,000~7,000K
30FL020020GC120N	Clear	20 W	120°	1,900	Cool White	6,000~7,000K
30FL220020GC120N	Milky	20 W	120°	1,900	Cool White	6,000~7,000K

LIGHT PATTERN



SPECIFICATION OF RECOMMENDED DRIVER

Power	Input Voltage	Output Voltage	Operating Current (Constant)
10W	AC 185 ~ 265V	13.5 ~ 16.5 VDC	640 mA
20W	AC 185 ~ 265V	27.0 ~ 33.0 VDC	640 mA