






[View larger image](#)

[Printer Friendly Version](#)

## SNC Automatic Swivel Head Double Mitering

- Model Number : C-600DMNC
- Design Style : Double Sides Swivel/Hinge Type

### Specifications

Angle		 0°	 ±45°	 -60°
Max. Capacity	Round	330 mm (13")	330 mm (13")	300 mm (11.8")
	Rectangular(H x W)	330 x 600 mm (13" x 23.6")	330 x 400 mm (13" x 16")	330 x 300 mm (13" x 11.8")
Saw Blade	Speed(60Hz)	20-100 m/min (66-330 fpm)		
	Size (LxWxT)	4880L x 34W x 1.1Tmm (192" x 1.3" x 0.042")		
	Tension	Hydraulic		
Motor Output	Saw Blade	5 HP (3.75 KW)		
	Hydraulic	1 HP (0.75 KW)		
	Coolant pump	1/8 HP (0.1 KW)		
Tank Capacity	Hydraulic	65 L (16.9 gal)		
	Coolant	100 L (26 gal)		
Feeding Length	Per Stroke	1000 mm (39.4")		
	Multi Stroke	max. 6500 mm (650")		
Work Bed Height		720 mm (28.35")		
Net Weight		2200 kgs (4840 lbs)		
Gross Weight		2400 kgs (5280 lbs)		
Floor Space(LxWxH)		3730 x 2900 x 2210 mm (146.9" x 114" x 87")		
Shipping Space(LxWxH)		2745 x 2286 x 1750 mm (108" x 90" x 69")		

### Machine Features

#### Machine Structure:

- ◆ The *Swivel Sawhead* lets the user to cut at any angle from +45° to -60° . The precision pivot system facilitates easy and accurate adjustment for angle cuts. The Cosen C-600DMNC mitering saw has a protractor and pointer in clear view and away from any chips covering the numbers. Cosen's C-600DMNC requires no tools to make angle changes.
- ◆ *Hydraulic shuttle vise assembly*, made of heavy-duty cast iron with replaceable hardened wear plates, rides on *two large guide shafts* that are capable of handling extreme loads. Both shafts are ground and chrome plated for durability and smooth material feeding.

### **Blade Drive:**

- ◆ The *gearbox* is specially designed to accept high lateral pressure. Unlike conventional gearboxes, the Cosen design accepts more pressure during operation and will not create thermal distortion, providing long gearbox life under production conditions.
- ◆ *Inverter blade drive system* allows infinitely variable blade speeds to be controlled by the operator from the control panel with turn of a knob. The system comes standard with *LED readout* for convenient and accurate setting of blade speed.

### **Blade Guidance & Lubrication System:**

- ◆ The bearing guides eliminate stress by pre-aligning the blade before it enters the carbide guide. Two extra *inserts* located on a central axis support the blade from the top, giving it extra penetrating force for faster cuts. The carbide grooved guide allows coolant through, to lubricate and cool blade as well as work piece.
- ◆ *Heavy-duty cast guide arms* effectively absorb vibration and enhance cutting result.
- ◆ *Automatic hydraulic blade tensioning device* provides correct blade tensioning when the machine is turned on and will slightly release the tension when the machine is not running. This extends blade life. The on-off hydraulic valve switch is an added feature making blade change quicker and easier
- ◆ *Integral coolant system*. Coolant is supplied at three critical points: exit & entry of blade through blade guides, and middle of cut via *adjustable flex hose*.
- ◆ Synchronized power driven blade brush effectively cleans chips from blade to extend blade life.

### **Control & Automation:**

***Smart NC-20 (SNC20) technology*** provides most of the benefits of NC controlled saws at a mere fraction of the cost. SNC20 controls are programmable to *20 different jobs* including quantity and length of cut.

SNC-20 Features include:

- Key pad entry of programmable quantity and length of cut with automatic shut-off for finished job(s) or out of stock.
- Stored program(s) may be easily recalled and executed at Will.
- LCD Screen with Film Type Key Pad
- Blade Speed Display
- Blade Life Indicator

- Feed Vise Position Display
- Automatic Kerf Loss Compensation & Automatic Multiple Indexing up to 6500mm
- **Save-a-Blade Feature** - The shuttle vise will automatically retract the material slightly after cut-off, so a blade can avoid the undesirable abrasion with material, improving cutting tool life.
- Error Code Display Provides simplified self-diagnostics.

◆ *Precision feed pressure & feed rate dual valve system* for optimal cutting performance in any material.

### **Material Clamping & Feeding:**

- ◆ *Full stroke hydraulic front and rear vises* enable clamping and unclamping of any material from the operator's control station with touch of a button.
- ◆ *With two-speed stock feeding design.*
- ◆ *Ductile cast iron vise* with replaceable hardened wear plates.
- ◆ *Smart NC Controlled Multiple indexing* for long cutting lengths of up to 6500mm maximum length, utilizing full shuttle length every index until desired length is reached.

• Floor plan

Close ✕